


MODEL: BF-P68

400V | 1500rpm | 50Hz



ESP Standby Power	68.7 kVA	PRP Prime Power	63 kVA
ENGINE	Perkins 1104A-44TG1	ALTERNATOR	STAMFORD S1L2-Y1

GENERAL FEATURES

Engine: Perkins 1104A-44TG1	Alternator: single bearing, IP23, insulation class H
50°C radiator, fans are driven by belt, with safety guard	Dry type air filter, fuel filter & oil filter
Vibration damper	Standard control panel
24V charging alternator	Exhaust bellows, elbows, flange & muffler
Lead-acid batteries, rack and cables	User manual

MODEL: BF-P68

400V | 1500rpm | 50Hz

GENERATOR RATINGS

Voltage	Hz	Phase	PF (COSΦ)	Standby Amps	Standby Ratings (kW / kVA)	Prime Ratings (kW / kVA)
440/254	50	3	0.8	90	55kW/68.7kVA	50kW/62.5kVA
415/240	50	3	0.8	96	55kW/68.7kVA	50kW/62.5kVA
400/230	50	3	0.8	99	55kW/68.7kVA	50kW/62.5kVA
380/220	50	3	0.8	104	55kW/68.7kVA	50kW/62.5kVA

Prime Power (PRP): Prime power is available for an unlimited number of annual hours in variable load application, in accordance with GB/T2820 (eqv ISO 8528) ; A 10% overload capability is available for a period of 1 hour within a 12-hour period of operation.

Standby Power Rating (ESP): The standby power rating is applicable for supplying emergency power for the duration of a utility power interruption. No overload, utility parallel or negotiated outage operation capability is available at this rating.

SALES PROMISES

Baifa Power provides a full line of brand new and high quality products. Each and every unit is strictly factory tested.

Warranty is according to our standard conditions: 15 months from the date BAIFA sold to the first buyer or one year after installation or 1000 running hours (accumulated), whichever comes first.

Service and parts are available from Baifa Power or distributors in your location.



MODEL: BF-P68**400V | 1500rpm | 50Hz****ENGINE SPECIFICATION**

Manufacturer / Model	Perkins 1104A-44TG1
----------------------	---------------------

Air intake system	Turbocharged
-------------------	--------------

Fuel system	Direct Injection
-------------	------------------

Cylinder arrangement	4 in line
----------------------	-----------

Displacement	4.4L
--------------	------

Bore and stroke	105×127 mm
-----------------	------------

Compression ratio	17.25:1
-------------------	---------

Rated speed	1500rpm
-------------	---------

Max. Standby power at rated speed	65.6KW
-----------------------------------	--------

Governor type	Mechanical
---------------	------------

Exhaust System

Exhaust gas flow	11.4 m ³ /min
------------------	--------------------------

Exhaust temperature	550°C
---------------------	-------

Max back pressure	10kPa
-------------------	-------

Air Intake System

Max intake restriction	8kPa
------------------------	------

Combustion air flow	4.2 m ³ /min
---------------------	-------------------------

Air flow required for radiator	89 m ³ /min
--------------------------------	------------------------

Comprehensive Solutions For

POWER GENERATION



MODEL: BF-P68

400V | 1500rpm | 50Hz

Fuel System

Fuel consumption @ 100% (Prime Power) Load 14.8L/H

Fuel consumption @ 75% (Prime Power) Load 11.2L/H

Fuel consumption @ 50% (Prime Power) Load 8L/H

Oil System

Total oil capacity 8L

Oil consumption as a percentage of full load fuel consumption less than 0.15% (As a percentage of fuel consumption)

Oil sump capacity 5.5-7L

Cooling System

Coolant capacity 13L

Max water temperature 110°C



MODEL: BF-P68
400V | 1500rpm | 50Hz

ALTERNATOR SPECIFICATION

Industrial alternators meet the requirements of the relevant parts of the BS5000, VDE 0530, NEMA MG1-22, IEC34, CSA 22.2-100 and AS1359.

Alternator Data

Number of Phase	3
Connecting Type	3 Phase and 4 Wires, Y type connecting
Number of Bearing	1
Power Factor	0.8
Protection Class	IP23
Altitude	≤1000m
Exciter Type	Brushless exciting
Insulation Class/Temperature Rise	H/H
Telephone Influence Factor (TIF)	< 50
THF	< 2%
Alternator Capacity	62.5kVA
Alternator Efficiency	89.9%

MODEL: BF-P68**400V | 1500rpm | 50Hz****GENERATING SET DATA**

Related range of voltage setting	$\geq \pm 5\%$
Steady-state voltage deviation	$\leq \pm 1\%$
Transient voltage deviation (100 % sudden power decrease)	$\leq +25\%$
Transient voltage deviation (sudden power increase)	$\leq -20\%$
Voltage recovery time (100 % sudden power decrease)	$\leq 6S$
Voltage recovery time (sudden power increase)	$\leq 6S$
Related range of frequency setting	0-5% adjustable
Steady-state frequency band	$\leq 1.5\%$
Transient frequency deviation (100 % sudden power decrease)	$\leq +12\%$
Transient frequency deviation (sudden power increase)	$\leq -10\%$
Frequency recovery time (100 % sudden power decrease)	$\leq 5S$
Frequency recovery time (sudden power increase)	$\leq 5S$

STANDARD FEATURES

Standard auto control system	Exhaust system (including until muffler)	Documents
Oil drain valve	Starting batteries (maintenance-free & watering-free) with connective wires	MCCB
Base fuel tank		

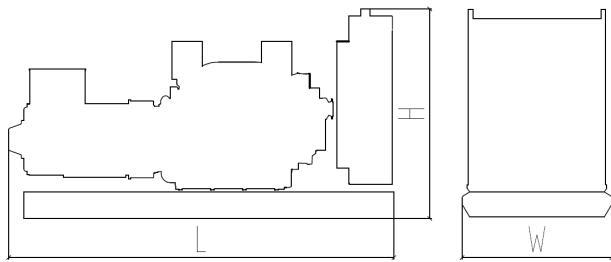
MODEL: BF-P68

400V | 1500rpm | 50Hz

OPTIONS

Daily fuel tank	Rainproof type	Remote control panel
Alternator heater	Soundproof type	Paralleling system
Spare parts	Trailer type	Switch box
Automatic transfer switch		

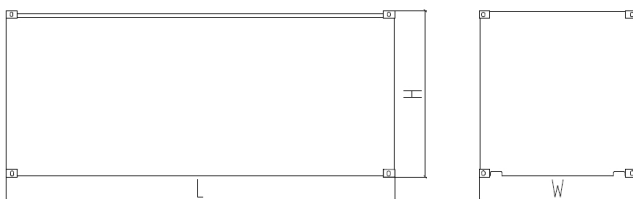
DIMENSIONS & WEIGHT



Standard Configuration (open type)

Overall Dimensions: 1660×760×1380 mm

Weight: 1030 kg



Soundproof Type

Overall Dimensions: 2440×1060×1680 mm

Weight: 1480 kg

Specifications are subject to change without notice.

BAIFA POWER (WUXI) LTD.

WEBSITE: WWW.BAIFAPOWER.COM

EMAIL: MARKETING@BAIFAPOWER.COM

TEL: +86-510-85342633

Comprehensive Solutions For
POWER GENERATION

