


MODEL: BF-C1500E

400V | 1500rpm | 50Hz



ESP Standby Power	1650 kVA	PRP Prime Power	1400 kVA
ENGINE	CCEC Cummins	ALTERNATOR	STAMFORD
	KTA50-G8		PI734C1

GENERAL FEATURES

Engine: CCEC Cummins KTA50-G8

Alternator: single bearing, IP23, insulation class H

40°C radiator, fans are driven by belt, with safety guard

Dry type air filter, fuel filter & oil filter

Vibration damper

Standard control panel

24V charging alternator

Exhaust bellows, elbows, flange & muffler

Lead-acid batteries, rack and cables

User manual

MODEL: BF-C1500E

400V | 1500rpm | 50Hz

GENERATOR RATINGS

Voltage	Hz	Phase	PF (COSΦ)	Standby Amps	Standby Ratings (kW / kVA)	Prime Ratings (kW / kVA)
440/254	50	3	0.8	2165	1320/1650	1120/1400
415/240	50	3	0.8	2295	1320/1650	1120/1400
400/230	50	3	0.8	2381	1320/1650	1120/1400
380/220	50	3	0.8	2507	1320/1650	1120/1400

Prime Power (PRP): Prime power is available for an unlimited number of annual hours in variable load application, in accordance with GB/T2820 (eqv ISO 8528) ; A 10% overload capability is available for a period of 1 hour within a 12-hour period of operation.

Standby Power Rating (ESP): The standby power rating is applicable for supplying emergency power for the duration of a utility power interruption. No overload, utility parallel or negotiated outage operation capability is available at this rating.

SALES PROMISES

Baifa Power provides a full line of brand new and high quality products. Each and every unit is strictly factory tested.

Warranty is according to our standard conditions: 15 months from the date BAIFA sold to the first buyer or one year after installation or 1000 running hours (accumulated), whichever comes first.

Service and parts are available from Baifa Power or distributors in your location.

MODEL: BF-C1500E**400V | 1500rpm | 50Hz****ENGINE SPECIFICATION**

Manufacturer / Model	CCEC Cummins KTA50-G8
----------------------	-----------------------

Air intake system	Turbo, Air/Water cooling
-------------------	--------------------------

Fuel system	PT type fuel pump
-------------	-------------------

Cylinder arrangement	16 in "V"
----------------------	-----------

Displacement	50.3L
--------------	-------

Bore and stroke	159*159 (mm)
-----------------	--------------

Compression ratio	14.9:1
-------------------	--------

Rated speed	1500rpm
-------------	---------

Max. Standby power at rated speed	1429KW
-----------------------------------	--------

Governor type	Electronic
---------------	------------

Exhaust System

Exhaust gas flow	261 m ³ /min
------------------	-------------------------

Exhaust temperature	510 °C
---------------------	--------

Max back pressure	6.8kPa
-------------------	--------

Air Intake System

Max intake restriction	6.1kPa
------------------------	--------

Combustion air flow	99.3 m ³ /min
---------------------	--------------------------

Air flow required for radiator	1680 m ³ /min
--------------------------------	--------------------------

Comprehensive Solutions For

POWER GENERATION



MODEL: BF-C1500E

400V | 1500rpm | 50Hz

Fuel System

Fuel consumption @ 100% (Prime Power) Load	205 g/kWh	294 L/h
Fuel consumption @ 75% (Prime Power) Load	210 g/kWh	227 L/h
Fuel consumption @ 50% (Prime Power) Load	220 g/kWh	163 L/h

Oil System

Total oil capacity	204L
Oil consumption	≤4g/kwh
Oil sump capacity	148~178L

Cooling System

Coolant capacity	380L
Max water temperature	104°C



MODEL: BF-C1500E**400V | 1500rpm | 50Hz**

ALTERNATOR SPECIFICATION

Industrial alternators meet the requirements of the relevant parts of the BS5000, VDE 0530, NEMA MG1-22, IEC34, CSA 22.2-100 and AS1359.

Alternator Data

Number of Phase	3
Connecting Type	3 Phase and 4 Wires, Y type connecting
Number of Bearing	1
Power Factor	0.8
Protection Class	IP23
Altitude	≤1000m
Exciter Type	Brushless exciting
Insulation Class/Temperature Rise	H/H
Telephone Influence Factor (TIF)	< 50
THF	< 2%
Alternator Capacity	1550kVA
Alternator Efficiency	95.4%

MODEL: BF-C1500E**400V | 1500rpm | 50Hz****GENERATING SET DATA**

Related range of voltage setting	$\geq \pm 5\%$
Steady-state voltage deviation	$\leq \pm 1\%$
Transient voltage deviation (100 % sudden power decrease)	$\leq +25\%$
Transient voltage deviation (sudden power increase)	$\leq -20\%$
Voltage recovery time (100 % sudden power decrease)	$\leq 6S$
Voltage recovery time (sudden power increase)	$\leq 6S$
Related range of frequency setting	0-5% adjustable
Steady-state frequency band	$\leq 1.5\%$
Transient frequency deviation (100 % sudden power decrease)	$\leq +12\%$
Transient frequency deviation (sudden power increase)	$\leq -10\%$
Frequency recovery time (100 % sudden power decrease)	$\leq 5S$
Frequency recovery time (sudden power increase)	$\leq 5S$

STANDARD FEATURES

Standard auto control system	Exhaust system (including until muffler)	Documents
Oil drain valve	Starting batteries (maintenance-free & watering-free) with connective wires	Special tools

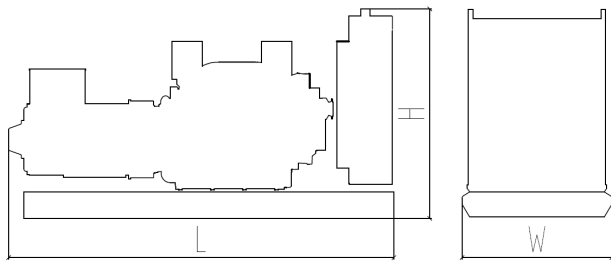
MODEL: BF-C1500E

400V | 1500rpm | 50Hz

OPTIONS

Daily fuel tank	Rainproof type	Remote control panel
Alternator heater	Soundproof type	Paralleling system
Spare parts	Trailer type	Switch box
Automatic transfer switch		

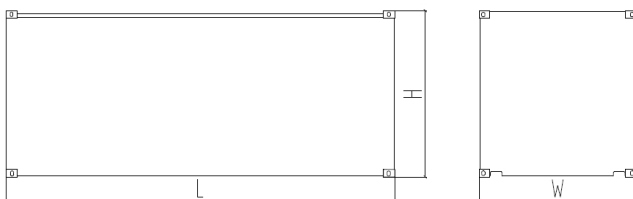
DIMENSIONS & WEIGHT



Standard Configuration (open type)

Overall Dimensions: 5550×2150×2550 mm

Weight: 11000 kg



Soundproof Type (standard 20'ft HQ container)

Overall Dimensions: 6058×2438×2896 mm

Weight: 16000 kg

Specifications are subject to change without notice.

BAIFA POWER (WUXI) LTD.

WEBSITE: WWW.BAIFAPOWER.COM

EMAIL: MARKETING@BAIFAPOWER.COM

TEL: +86-510-85342633

Comprehensive Solutions For
POWER GENERATION

