


MODEL: BF-C140Q

400V | 1500rpm | 50Hz



ESP Standby Power	137.5 kVA	PRP Prime Power	125 kVA
ENGINE	DCEC Cummins	ALTERNATOR	STAMFORD
	QSB5.9-G3		UCI274E1

GENERAL FEATURES

Engine: DCEC Cummins QSB5.9-G3

Alternator: single bearing, IP23, insulation class H

50°C radiator, fans are driven by belt, with safety guard

Dry type air filter, fuel filter & oil filter

Vibration damper

Standard control panel

24V charging alternator

Exhaust bellows, elbows, flange & muffler

Lead-acid batteries, rack and cables

User manual

MODEL: BF-C140Q

400V | 1500rpm | 50Hz

GENERATOR RATINGS

Voltage	Hz	Phase	PF (COSΦ)	Standby Amps	Standby Ratings (kW / kVA)	Prime Ratings (kW / kVA)
440/254	50	3	0.8	180	110/137.5	100/125
415/240	50	3	0.8	191	110/137.5	100/125
400/230	50	3	0.8	198	110/137.5	100/125
380/220	50	3	0.8	209	110/137.5	100/125

Prime Power (PRP): Prime power is available for an unlimited number of annual hours in variable load application, in accordance with GB/T2820 (eqv ISO 8528) ; A 10% overload capability is available for a period of 1 hour within a 12-hour period of operation.

Standby Power Rating (ESP): The standby power rating is applicable for supplying emergency power for the duration of a utility power interruption. No overload, utility parallel or negotiated outage operation capability is available at this rating.

SALES PROMISES

Baifa Power provides a full line of brand new and high quality products. Each and every unit is strictly factory tested.

Warranty is according to our standard conditions: 15 months from the date BAIFA sold to the first buyer or one year after installation or 1000 running hours (accumulated), whichever comes first.

Service and parts are available from Baifa Power or distributors in your location.

MODEL: BF-C140Q**400V | 1500rpm | 50Hz****ENGINE SPECIFICATION**

Manufacturer / Model	Cummins QSB5.9-G3
----------------------	-------------------

Air intake system	Turbocharged & Air-air intercooling
-------------------	-------------------------------------

Fuel system	Common rail
-------------	-------------

Cylinder arrangement	6 in line
----------------------	-----------

Displacement	5.9L
--------------	------

Bore and stroke	102×120mm
-----------------	-----------

Compression ratio	17.3
-------------------	------

Rated speed	1500rpm
-------------	---------

Max. Standby power at rated speed	132kW/177hp
-----------------------------------	-------------

Governor type	Electronic
---------------	------------

Exhaust System

Exhaust gas flow	25.8 m ³ /min
------------------	--------------------------

Exhaust temperature	553 °C
---------------------	--------

Max back pressure	10kPa
-------------------	-------

Air Intake System

Max intake restriction	6.2kPa
------------------------	--------

Combustion air flow	9.3 m ³ /min
---------------------	-------------------------

Air flow required for radiator	190 m ³ /min
--------------------------------	-------------------------

Comprehensive Solutions For

POWER GENERATION



MODEL: BF-C140Q

400V | 1500rpm | 50Hz

Fuel System

Fuel consumption @ 100% (Prime Power) Load	215 g/kWh	28.8 L/h
Fuel consumption @ 75% (Prime Power) Load	229 g/kWh	23.1 L/h
Fuel consumption @ 50% (Prime Power) Load	248 g/kWh	17.1 L/h

Oil System

Total oil capacity	16.4L
Oil consumption	≤4g/kwh
Oil sump capacity	14.2L

Cooling System

Coolant capacity	36L
Max water temperature	104°C



MODEL: BF-C140Q**400V | 1500rpm | 50Hz****ALTERNATOR SPECIFICATION**

Industrial alternators meet the requirements of the relevant parts of the BS5000, VDE 0530, NEMA MG1-22, IEC34, CSA 22.2-100 and AS1359.

Alternator Data

Number of Phase	3
Connecting Type	3 Phase and 4 Wires, Y type connecting
Number of Bearing	1
Power Factor	0.8
Protection Class	IP23
Altitude	≤1000m
Exciter Type	Brushless exciting
Insulation Class/Temperature Rise	H/H
Telephone Influence Factor (TIF)	< 50
THF	< 2%
Alternator Capacity	140kVA
Alternator Efficiency	91.7%

MODEL: BF-C140Q**400V | 1500rpm | 50Hz****GENERATING SET DATA**

Related range of voltage setting	$\geq \pm 5\%$
Steady-state voltage deviation	$\leq \pm 1\%$
Transient voltage deviation (100 % sudden power decrease)	$\leq +20\%$
Transient voltage deviation (sudden power increase)	$\leq -15\%$
Voltage recovery time (100 % sudden power decrease)	$\leq 4S$
Voltage recovery time (sudden power increase)	$\leq 4S$
Related range of frequency setting	0-5% adjustable
Steady-state frequency band	$\leq 0.5\%$
Transient frequency deviation (100 % sudden power decrease)	$\leq +10\%$
Transient frequency deviation (sudden power increase)	$\leq -7\%$
Frequency recovery time (100 % sudden power decrease)	$\leq 3S$
Frequency recovery time (sudden power increase)	$\leq 3S$

STANDARD FEATURES

Standard auto control system	Exhaust system (including until muffler)	Documents
Oil drain valve	Starting batteries (maintenance-free & watering-free) with connective wires	Special tools
Base fuel tank	MCCB	

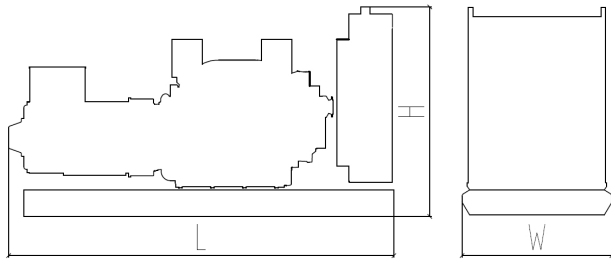
MODEL: BF-C140Q

400V | 1500rpm | 50Hz

OPTIONS

Daily fuel tank	Rainproof type	Remote control panel
Alternator heater	Soundproof type	Paralleling system
Spare parts	Trailer type	Switch box
Automatic transfer switch		

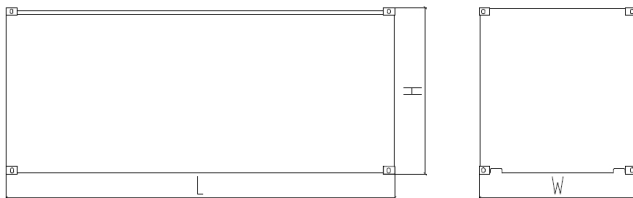
DIMENSIONS & WEIGHT



Standard Configuration (open type with base fuel tank)

Overall Dimensions: 2400×900×1700 mm

Weight: 1360 kg



Soundproof Type

Overall Dimensions: 3230×1170×1800 mm

Weight: 2140 kg

Specifications are subject to change without notice.

BAIFA POWER (WUXI) LTD.

WEBSITE: WWW.BAIFAPOWER.COM

EMAIL: MARKETING@BAIFAPOWER.COM

TEL: +86-510-85342633

Comprehensive Solutions For
POWER GENERATION

