

# PRODUCT SPECIFICATION

**Model No.: FYLS-0603BIRAC**

Features:
<ul style="list-style-type: none"> <li>■ SMD Type</li> <li>■ Size (mm): 1.60*0.80*0.60</li> <li>■ Emitting Color: Infrared.</li> <li>■ Lens Color: Water clear.</li> <li>■ SMT package</li> <li>■ Suitable for all SMT assembly and soldering method</li> <li>■ Pb-free Reflow soldering application</li> <li>■ RoHS Compliant</li> <li>■ MSL:4</li> </ul>

Applications:
<ul style="list-style-type: none"> <li>■ Mouse</li> <li>■ Optoelectronic switch</li> <li>■ Copiers</li> <li>■ Scanners</li> <li>■ Amusement machines</li> <li>■ Surveillance system</li> <li>■ Wireless communication</li> </ul>



CUSTOMER APPROVED SIGNATURES	APPROVED BY	CHECKED BY	PREPARED BY

**NINGBO FORYARD OPTOELECTRONICS CO.,LTD.**

**Add:**No. 666 Jinghua Road, Hi-tech Park, Ningbo, Zhejiang, China

**Zip:**315103

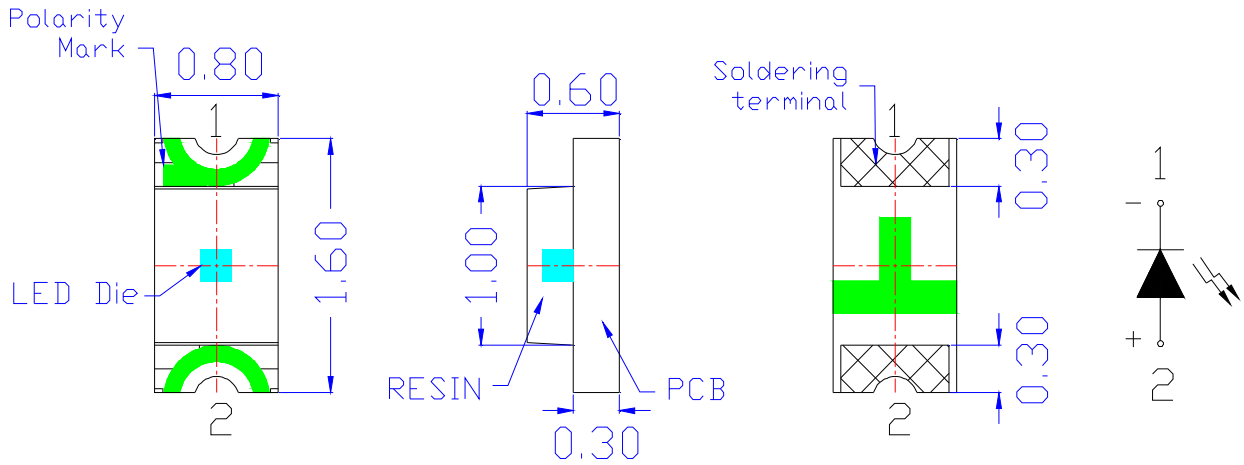
**Tel:** 0086-574-87933652 87927870 87922206

**Fax:** 0086-574-87927917

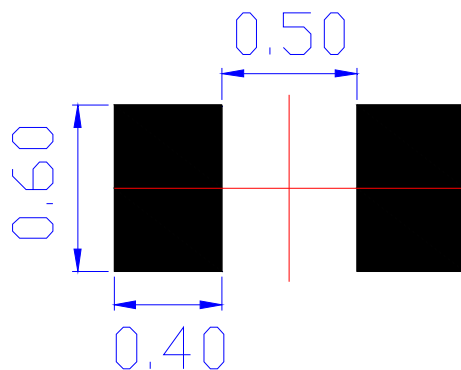
**E-mail:**Sales@foryard.com ( General)

**Model No.: FYLS-0603BIRAC**

**■ Mechanical Dimensions**



**■ Recommend Soldering pad design(unit=mm)**



**Notes:**

1. Dimension in millimeter, tolerance is  $\pm 0.10$ .
2. Angle:  $\pm 5^\circ$
3. The specifications, characteristics and technical data described in the datasheet are subject to change without prior notice.
4. The drawing is different from the actual one, please refer to the sample.

**Model No.: FYLS-0603BIRAC**

**Absolute Maximun Ratings(Ta=25°C)**

Parameter	Symbol	MAX.	Unit
Power Dissipation	PD	130	mW
Peak Forward Current*	IFP	65	mA
Continuous Forward Current	IF	25	mA
Reverse Voltage	VR	5	V
Operating Temperature Range	Topr	-30~ +85	°C
Storage Temperature Range	Tstg	-40~ +85	°C
Soldering Temperature	Tsol	Reflow soldering : 260°C , 10s	
		Hand soldering : 300°C , 3s	

\*1/10 Duty Cycle, 0.1ms Pulse Width

**Typical Electrical &Optical Charcteristics(Ta=25°C)**

Parameter	Symbol	Test Condition	Min.	Typ.	Max.	Unit
Radiant Intensity	Ee	IF=20mA	0.2	0.8	---	mW/sr
Forward Voltage	V <sub>F</sub>	IF=20mA	---	1.2	1.65	V
Peak Emission Wavelength	λ <sub>p</sub>	IF=20mA	---	940	---	nm
Spectral Line Half-Width	Δλ	IF=20mA	---	45	---	nm
Viewing Angle	2θ <sub>1/2</sub>	IF=20mA	---	140	---	Deg
Reverse Current	I <sub>R</sub>	VR=5V	---	---	10	μA

**Material**

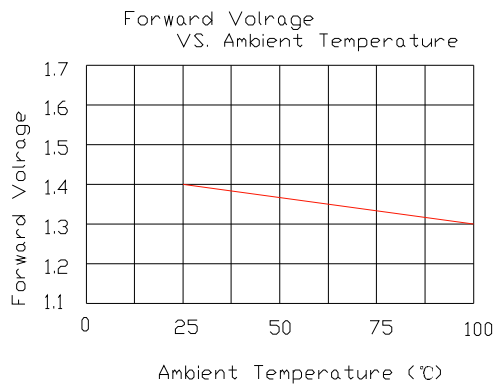
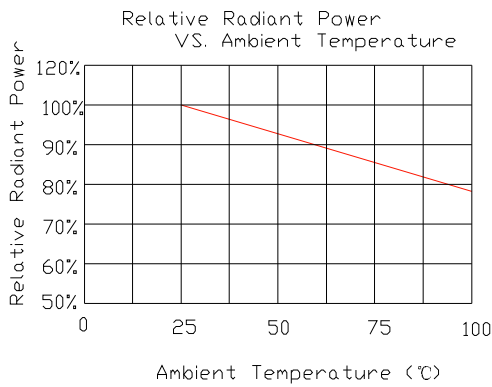
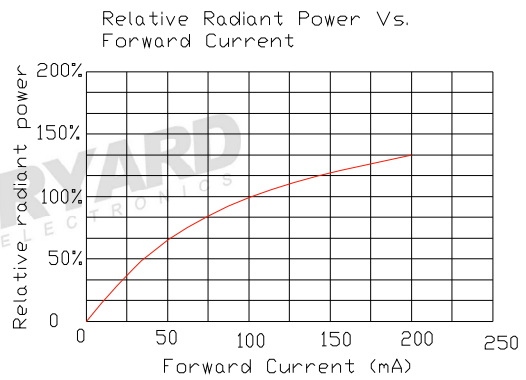
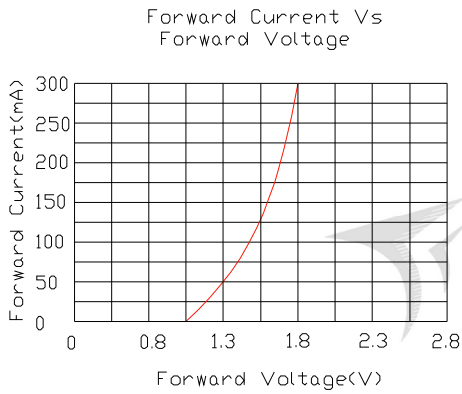
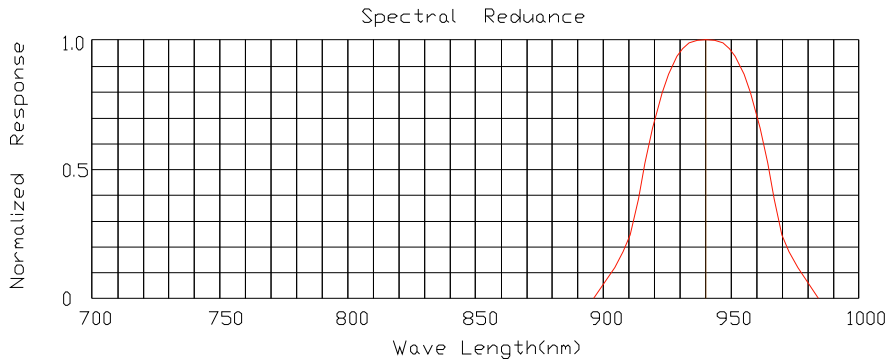
Item	Reflector	Wire	Encapsulate	Chip
Material	/	Gold	Epoxy	AlGaAs/Si

Note:

- 1.Luminous Intensity is based on the Foryard standards.
- 2.Pay attention about static for InGaN

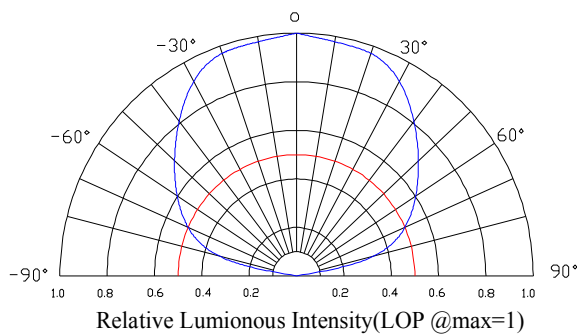
**Model No.: FYLS-0603BIRAC**

**Electrical-Optical Characteristics-**



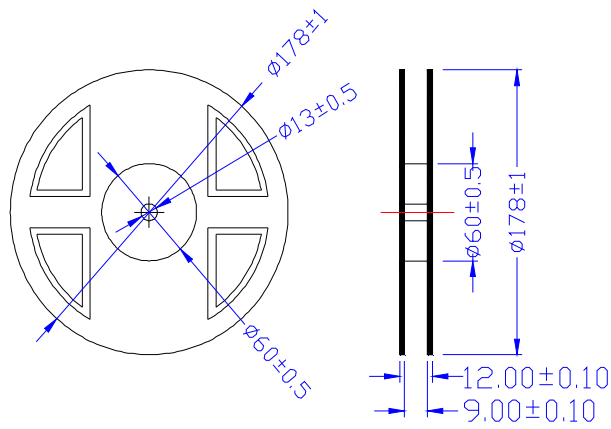
**NOTE:25°C free air temperature unless otherwise specified**

**Radiation pattern-**

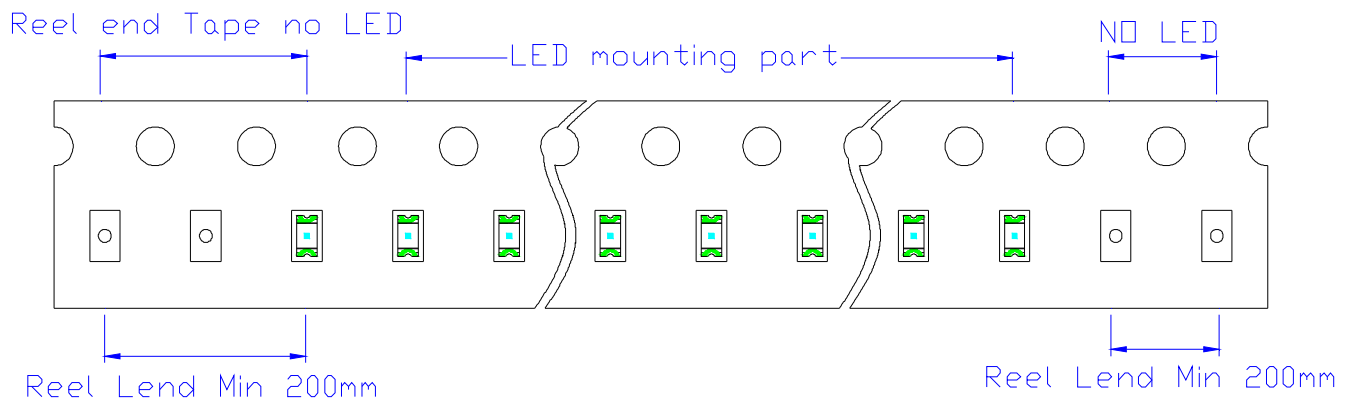
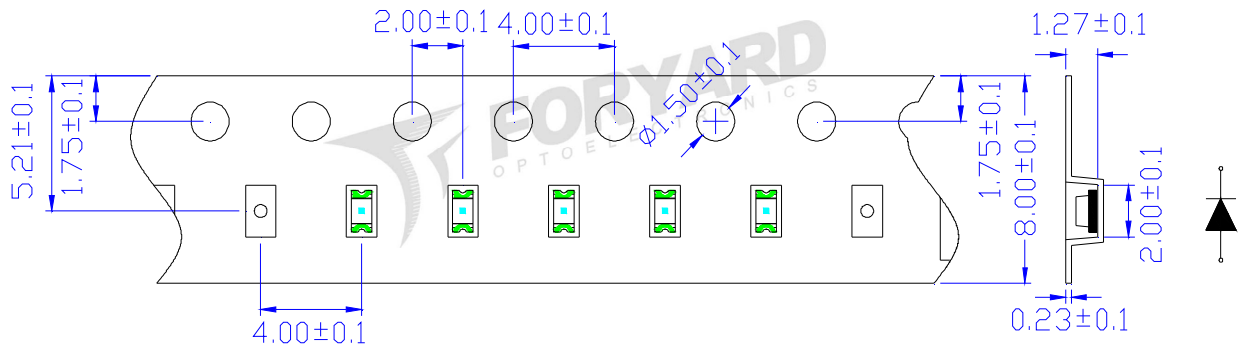


**Model No.: FYLS-0603BIRAC**
**Package-**

## 1. Reel Dimension



## 2. Tape Dimension



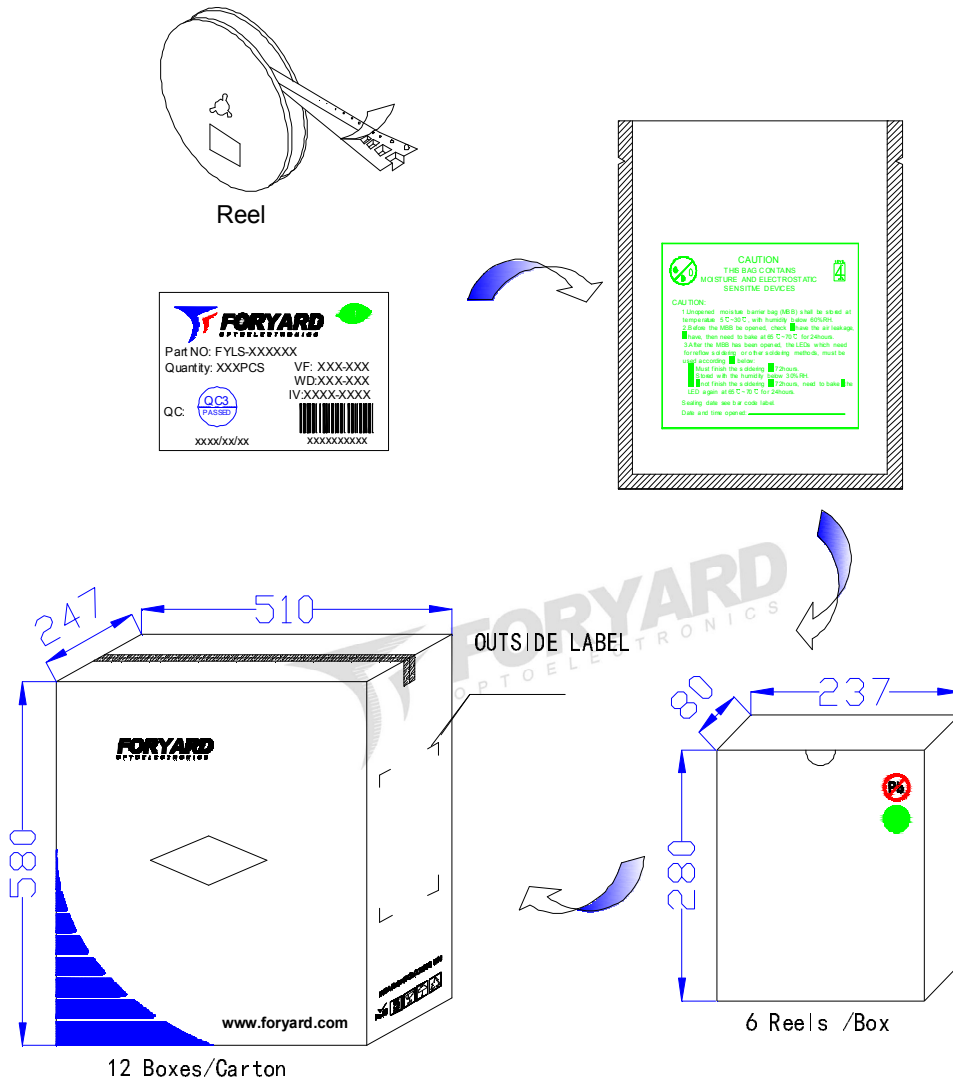
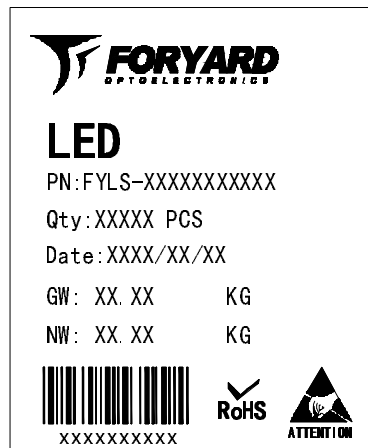
## Notice:

 1. Tolerance unless mentioned is  $\pm 0.2\text{mm}$

Model No.:	FYLS-0603BIRAC
Date / Rev.	2020.10.31 / A

**Model No.: FYLS-0603BIRAC**

3. Packing Diagram

**FORYARD**  
OPTOELECTRONICS

**LED**  
 PN: FYLS-XXXXXXXXXX  
 Qty: XXXXX PCS  
 Date: XXXX/XX/XX  
 GW: XX.XX KG  
 NW: XX.XX KG

XXXXXXXXXX

RoHS ATTENTION

OUTSIDE LABEL

Notice:

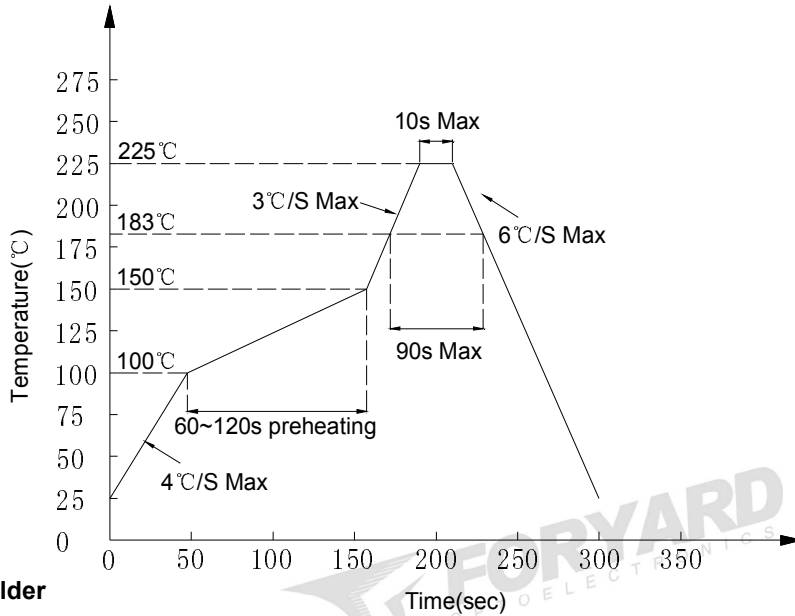
- 1.Quantity:4000 PCS/Reel
- 2.The specifications are subject to change without notice. Please contact us for updated information.

**Model No.: FYLS-0603BIRAC**

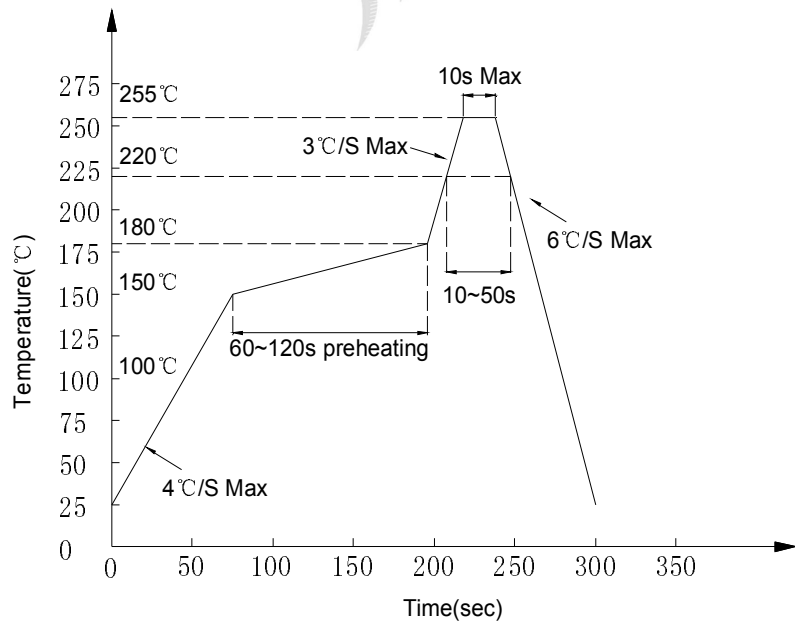
**■ Soldering Characteristics-**

**● Reflow Soldering**

**● Lead Solder**



**● Lead-free Solder**



**Notes:**

1. Although the recommended soldering conditions are specified in above table, reflow or hand soldering at the lowest possible temperature is desired for the LEDs.
2. A rapid-rate process is not recommended for cooling the LEDs down from the peak temperature.
3. All temperatures refer to solder Pad.

**● Hand Soldering**


Soldering temperature	300°C Max. (25W Max.)	One time only
Soldering time	3 ±1sec	

**Model No.: FYLS-0603BIRAC**


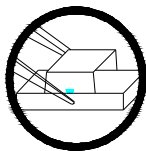
**■ Handling of Silicone Resin LEDs-**

**● Handling Indications**

When handling the product, do not touch it directly with bare hands as it may contaminate the surface and affect on optical characteristics. In the worst cases, excessive force to the product might result in catastrophic failure due to package damage and/or wire breakage.

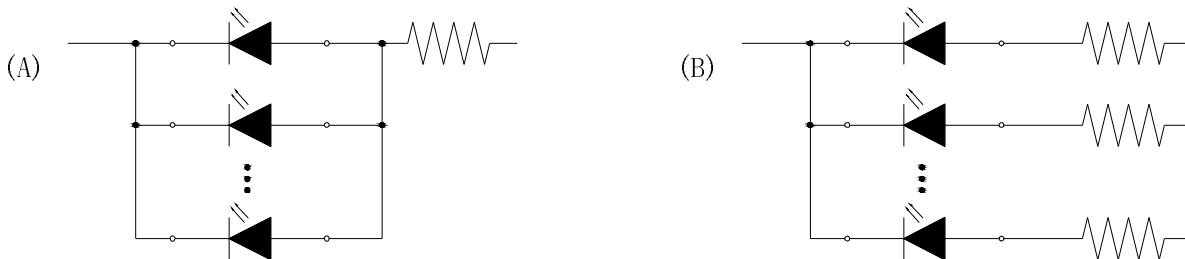


When handling the product with tweezers, LEDs should only be handled from the side and make sure that excessive force is not applied to the resin portion of the product. Failure to comply can cause the resin portion of the product to be cut, chipped, delaminated and/or deformed, and wire to be broken, and thus resulting in catastrophic failure.



**■ Recommended circuit-**

• In designing a circuit, the current through each LED must not exceed the absolute maximum rating specified for each LED. It is recommended to use Circuit B which regulates the current flowing through each LED. In the meanwhile, when driving LED with a constant voltage in Circuit A, the current through the LEDs may vary due to the variation in forward voltage (VF) of the LEDs. In the worst case, some LED may be subjected to stresses in excess of the absolute maximum rating.



• This product should be operated in forward bias. A driving circuit must be designed so that the product is not subjected to either forward or reverse voltage while it is off. In particular, if a reverse voltage is continuously applied to the product; such operation can cause migration resulting in LED damage.

**■ Storage-**

**● Storage Conditions**

1. Unopened moisture barrier bag (MBB) shall be stored at temperature below 5°C~30°C, with humidity below 60%RH.
2. Before the MBB be opened, check if have the air leakage, if have, then need to bake at 65°C~70°C for 24hours.
3. After the MBB has been opened, the LEDs which need for reflow soldering or other soldering methods, must be used according to below:
  - a: Must finish the soldering in 72hours
  - b: Stored with the humidity below 30%RH
  - c: If not finish the soldering in 72hours, need to bake the LED again at 65°C~70°C for 24hours