

PRODUCT SPECIFICATION

Model No.: FYLF-1100PUR1C

Descriptions:	
<ul style="list-style-type: none"> ■ Flux LED Type. ■ Size (mm):Φ3*7.62*7.62. ■ Emitting Color: Super Bright Red. ■ Lens Type: Water clear. ■ Pb-free Reflow soldering application. ■ RoHS Compliant. 	

Applications:	
<ul style="list-style-type: none"> ■ Indicators. ■ Automotive application. ■ Decorative lighting. ■ Illuminations 	



CUSTOMER APPROVED SIGNATURES	APPROVED BY	CHECKED BY	PREPARED BY

NINGBO FORYARD OPTOELECTRONICS CO.,LTD.

Add:No. 666 Jinghua Road, Hi-tech Park, Ningbo, Zhejiang, China

Zip:315103

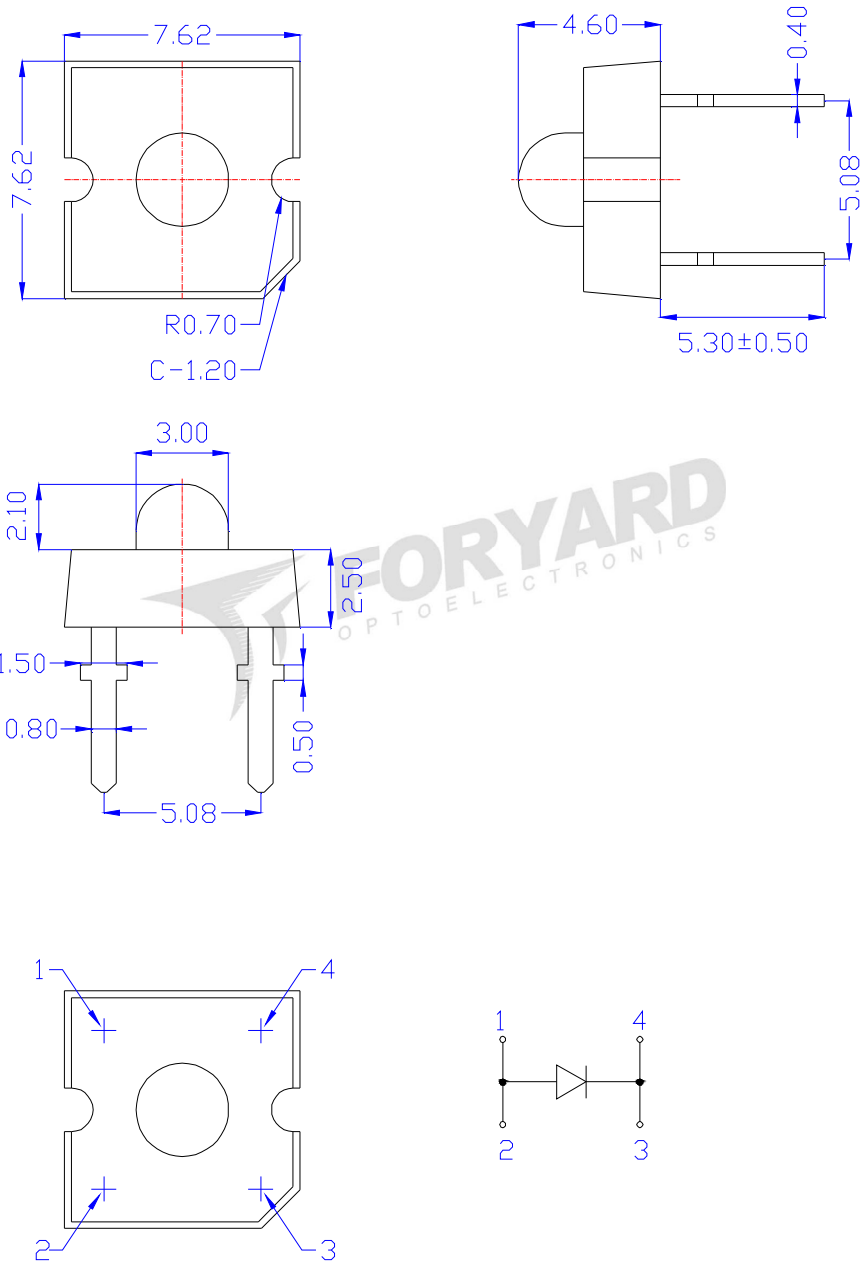
Tel: 0086-574-87933652 87922206 87927870

Fax: 0086-574-87927917

E-mail:Sales@foryard.com (General)

Model No.: FYLF-1100PUR1C

Mechanical Dimensions



Notes:

1. All dimensions are millimeters (inches)
2. Tolerance is $\pm 0.25\text{mm}$ (.010") unless otherwise noted.
3. The specifications, characteristics and technical data described in the datasheet are subject to change without prior notice.
4. The drawing is different from the actual one, please refer to the sample.

Model No.: FYLF-1100PUR1C

Absolute Maximum Ratings(Ta=25°C)

Parameter	Symbol	MAX.	Unit
Forward Current(DC)	IF	50	mA
Peak Forward Current *	IFP	100	mA
Power Dissipation	PD	130	mW
Reverse Voltage	VR	5	V
Operating Temperature Range	Topr	-30°C to +85°C	
Storage Temperature Range	Tstg	-30°C to +100°C	
Soldering Temperature	Tsol	Reflow Soldering:260°C/3sec	

*Pulse width \leq 1msec duty \leq 1/10

Typical Electrical & Optical Characteristics(Ta=25°C)

Parameter	Symbol	Min.	Typ.	Max.	Unit	Test Condition
Luminous Intensity	I_V	1590	2225	4360	mcd	IF=20mA
Viewing Angle	$2\theta_{1/2}$	---	40	---	Deg	
Peak Emission Wavelength	λ_p	---	630	--	nm	
Dominant Wavelength	λ_d	620	625	630	nm	
Spectral Line Half-Width	$\Delta\lambda$	---	20	--	nm	
Forward Voltage	V_F	1.60	2.00	2.40	V	VR=5V
Reverse Current	I_R	---	---	10	μ A	

Material

Item	Reflector	Wire	Encapsulate	Chip
Material	Copper	Gold	Epoxy	AlGaInP

Note:

- 1.Luminous Intensity is based on the Foryard standards.
- 2.Pay attention about static for InGaN

Luminous Intensity Guide (Unit: mcd) @IF=20mA

Code	L18	L19	L20
Luminous Intensity(mcd)	1590~2225	2225~3115	3115~4360

Tolerance of measurement of luminous intensity is \pm 15%

Dominate Wavelength Guide (Unit: nm) @IF=20mA

Code	R2	R3
Dominate Wavelength(nm)	620~625	625~630

Tolerance for each Dominate Wavelength bin is \pm 1nm

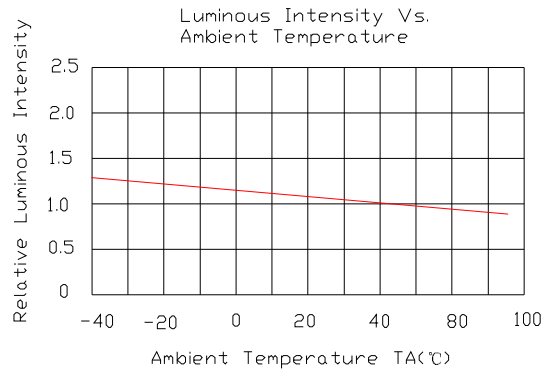
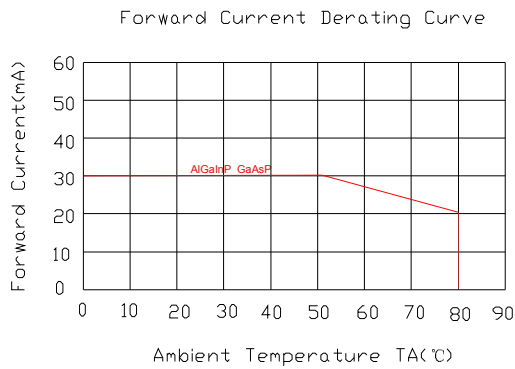
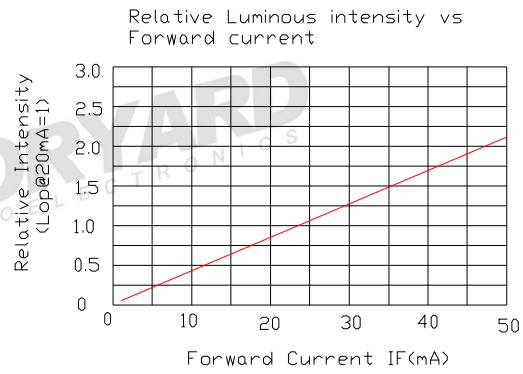
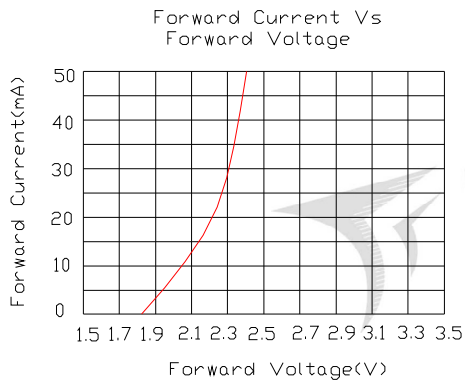
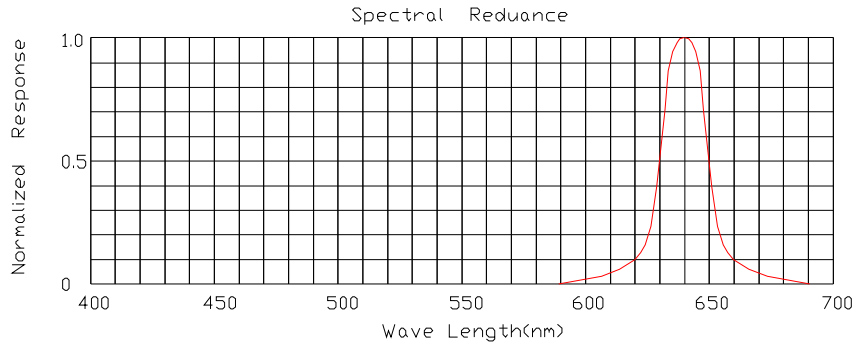
Forward Voltage Guide (Unit: V) @IF=20mA

Code	V2	V3	V4	V5
Forward Voltage(V)	1.6~1.8	1.8~2.0	2.0~2.2	2.2~2.4

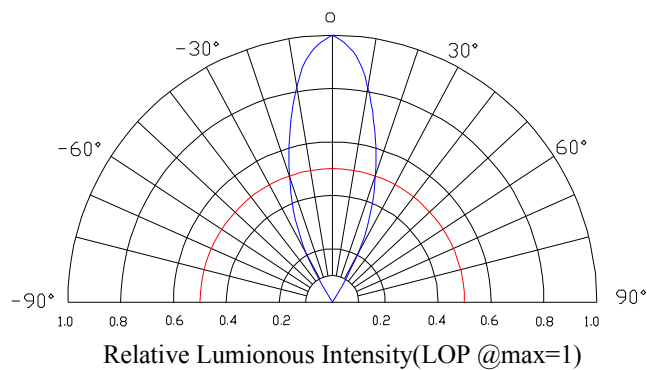
Tolerance of measurement of forward voltage is \pm 0.1V

Model No.: FYLF-1100PUR1C

Typical Eletrical/Optical Characteristics Curves(Ta=25°C Unless Otherwise Noted)



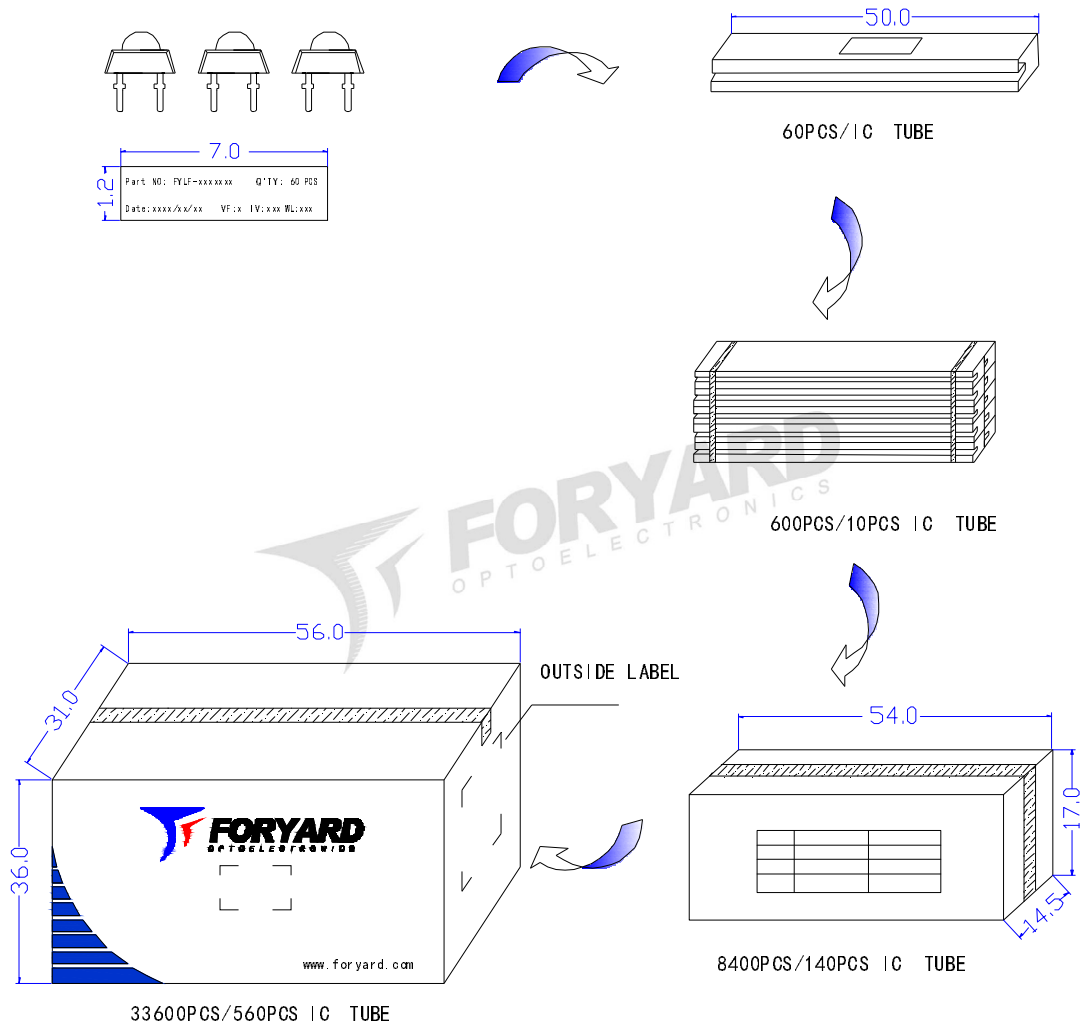
Radiation pattern



Model No.	FYLF-1100PUR1C
Date / Rev.	2020.05.18 / A

Model No.: FYLF-1100PUR1C

■ LAMP PACKING.





LED
 PN: FYLF-xxxxxxx-xx
 Qty: 33600 PCS
 Date: xxxx/xx/xx
 GW: xx KG QC: PASS
 NW: xx KG



XXXXXXXXXX




OUTSIDE LABEL

Note: The specifications are subject to change without notice. Please contact us for updated information.